

PG

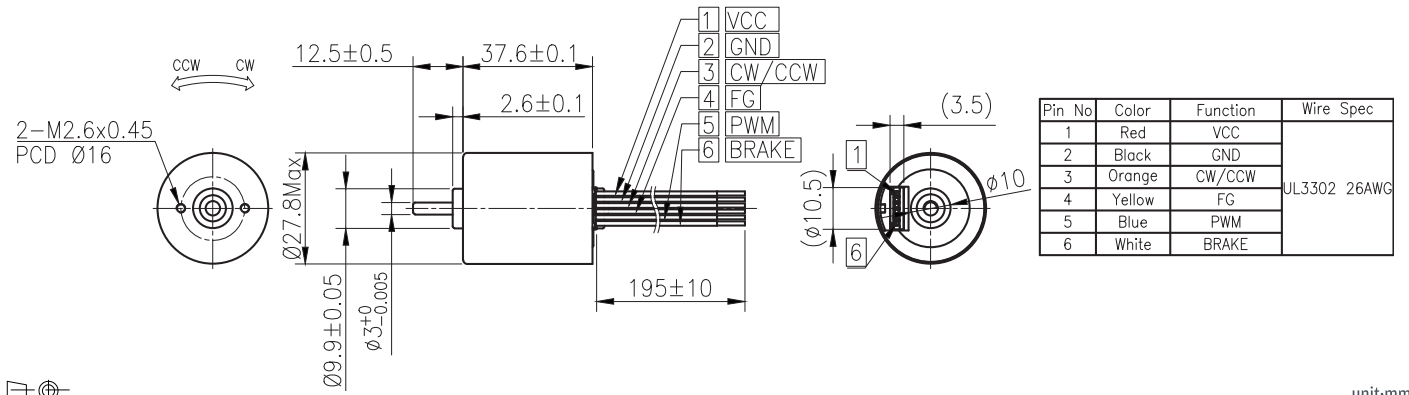
# BLB-2838



IG

## 外型尺寸 / Appearance Size

Right Angle



unit:mm

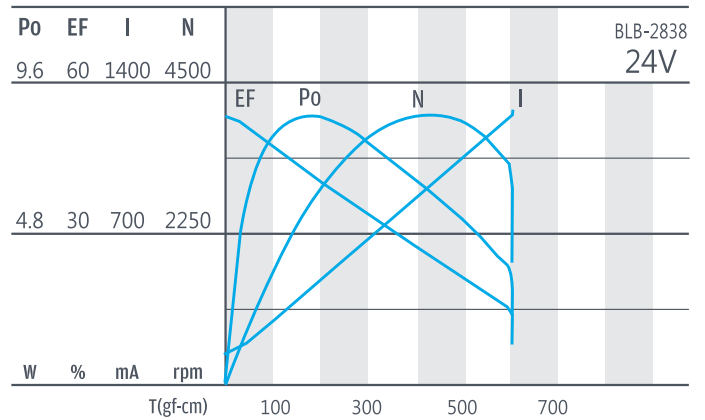
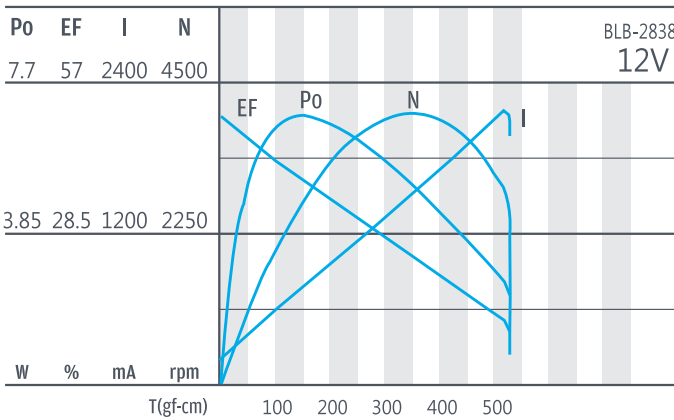
RA

## 馬達單體型式/Motor Data

定格電壓 Rated volt (V)	定格扭力 Rated torque (gf-cm)	定格轉速 Rated speed (rpm)	定格電流 Rated current (mA)	無負荷轉速 No load speed (rpm)	無負荷電流 No load current (mA)	定格出力 Rated output (W)	最大效率 Max. efficiency (%)	重量 Weight (g)
12	180	3000	≤1000	4000	≤350	5.55	50	89
24	180	3000	≤580	4000	≤175	5.55	50	89

RB

## 馬達單體特性/Motor Characteristics



WG

SD

BLDC

- 使用相對溼度：20%~85%RH  
Operating relative humidity
- 使用溫度範圍：-10°C~+60°C  
Operating temperature range

Encoder