

IG

IG-22PGM

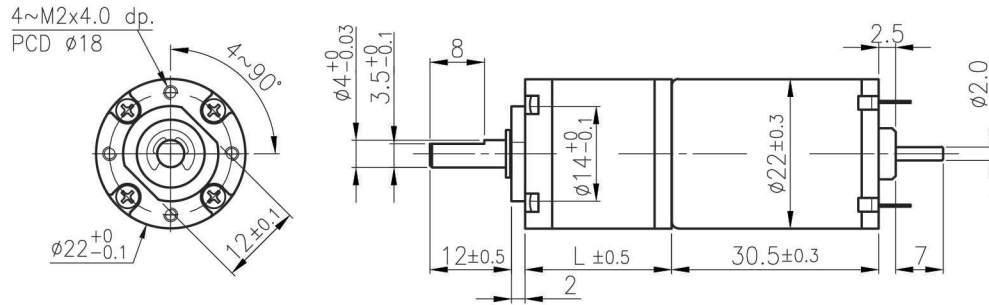
03 & 04 TYPE



外形尺寸/ Appearance Size

Right Angle

RA



unit:mm

RB

齒輪箱馬達轉矩 & 速度/ Gear Motor Torque & Speed

減速比 Reduction ratio	1/4	1/14	1/16	1/19	1/53	1/62	1/72	1/84	1/104	1/198	1/231	1/270	1/316	1/370	1/455	1/742	1/1014	1/1249	1/1621	1/1996
12V 定格扭力 Rated torque (gf-cm)	100	300	350	410	970	1100	1300	1500	1700	2000	2000	2000	2000	2000	2000	2500	2500	2500	2500	2500
12V 定格轉速 Rated speed (rpm)	1000	340	290	245	90	77	66	56	46	24	21	18	16	13.5	11	7.3	5	4.2	3.3	2.7
24V 定格扭力 Rated torque (gf-cm)	120	360	420	490	1150	1300	1500	1700	1700	2000	2000	2000	2000	2000	2000	2500	2500	2500	2500	2500
24V 定格轉速 Rated speed (rpm)	1000	330	280	240	89	76	65	55	46	24	21	18	16	13.5	11	7.3	5	4.2	3.3	2.7
軸心迴轉方向 Rotation direction	CW																			
長度 Length (L)	14.40		18.05			21.70				25.35						29				

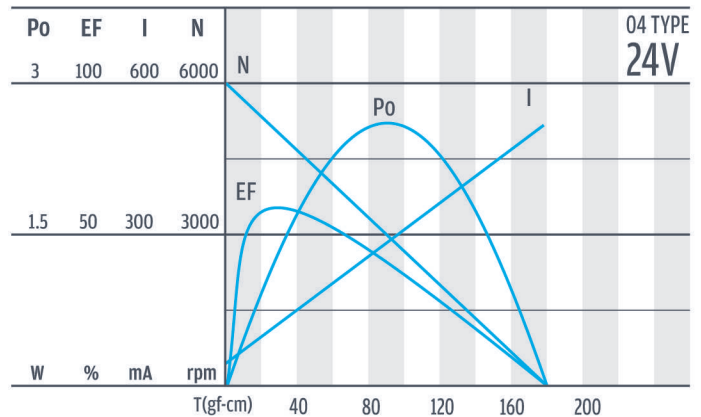
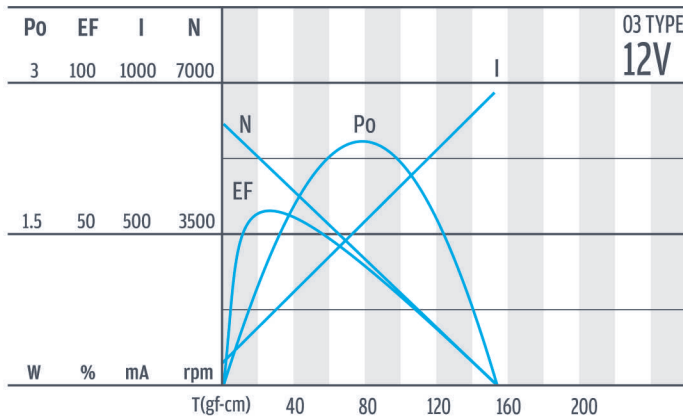
WG

馬達單體型式/ Motor Data

定格電壓 Rated volt (V)	定格扭力 Rated torque (gf-cm)	定格轉速 Rated speed (rpm)	定格電流 Rated current (mA)	無負荷轉速 No load speed (rpm)	無負荷電流 No load current (mA)	定格出力 Rated output (W)	重量 Weight (g)
12	31	4790	≤ 240	6000	≤ 80	1.52	43
24	37	4710	≤ 145	6000	≤ 55	1.79	43

Encoder

馬達單體特性/ Motor Characteristics



Driver